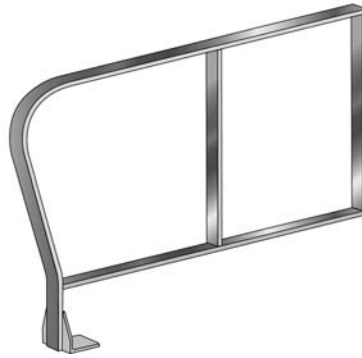




ALUMINUM GUIDE RAILS



CE-807
REVERSE CURVE GUIDE RAIL



CE-808-T
GUIDE RAIL
WITH EXPANDED ALUMINUM PANEL



CE-808-U-T
DOUBLE CURVE GUIDE RAIL
WITH EXPANDED ALUMINUM PANEL

PART NUMBER			HEIGHT	LENGTH
CE-807-1	CE-808-T-1	CE-808-U-T-1	30	36
CE-807-2	CE-808-T-2	CE-808-U-T-2	30	42
CE-807-3	CE-808-T-3	CE-808-U-T-3	36	36
CE-807-4	CE-808-T-4	CE-808-U-T-4	36	42
CE-807-5	CE-808-T-5	CE-808-U-T-5	30	48
CE-807-6	CE-808-T-6	CE-808-U-T-6	36	48
CE-807-X	CE-808-T-X	CE-808-U-T-X	SPECIAL PER ORDER	

Anodized Aluminum Bar: Alloy 6063: 1/2" x 1-1/2", 1-3/4" wide bar also available.

Panel Material: CE-808: Powder Coated Expanded Aluminum Panel, Diamond Pattern

Mounting: Standard: Mounting Foot and Hardware included for Surface Mounting.
-R option: No Mounting Foot. 4" added to height for Recessed Mounting.

CURRAN ENGINEERING CO., INC.

TEL: 800-643-6353 FAX: 818-782-5979