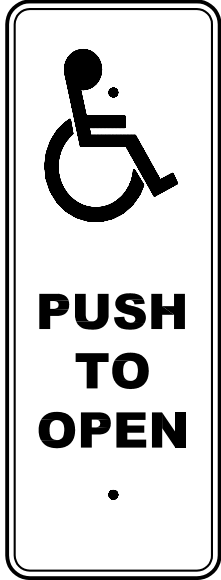
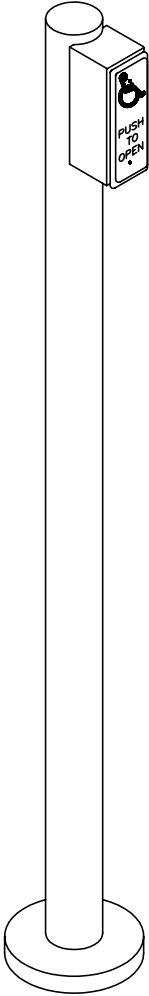
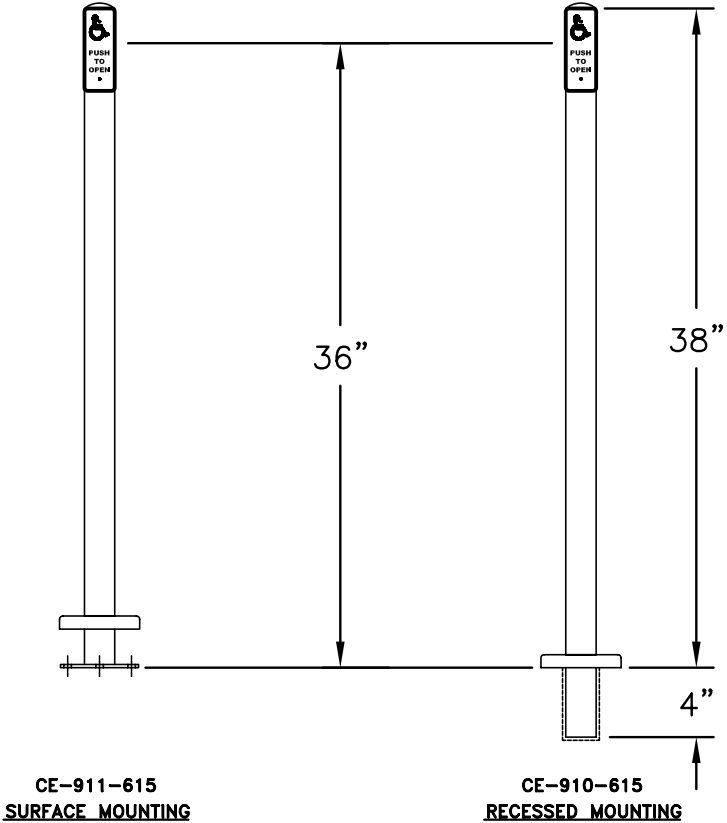


REVISIONS			
SYM.	DESCRIPTION	DATE	APPROVAL



PUSH PLATE DETAIL



CE-911-615
SURFACE MOUNTING

CE-910-615
RECESSED MOUNTING

- NOTES:**
1. Do not scale drawing.
 2. All dimensions in inches unless noted otherwise.
 3. This drawing and information is the property of CURRAN ENGINEERING CO., INC. and is considered confidential. It may not be reproduced or copied without written permission of CURRAN ENGINEERING CO.

© 2007 CURRAN ENGINEERING COMPANY, INC.

MATERIAL: #1.900 DIA STAINLESS STEEL		FINISH TO BE SPECIFIED		WEIGHT A/R	
DIMENSIONAL TOLERANCES UNLESS NOTED OTHERWISE			TITLE GUIDE POST WITH CE-615 PUSH PLATE		CURRAN ENGINEERING COMPANY, INC. 28727 INDUSTRY DRIVE VALENCIA, CA 91355 TELEPHONE (818) 785-1383 FACSIMILE (818) 782-5979
FRAC.	DEC.	ANG.			
± 1/16"	± 0.087	± 1/2°			
SCALE NTS	NO. REQ.	A/R	DRAWN PSC	DATE 4/29/97	SIZE B
NEXT ASSY.			CHECKED RDC	DATE 4/29/97	DRAWING NUMBER 10255
			APPROVED RDC	DATE 4/29/97	ISSUE 1
					CE-911-615